



## HEAVY DUTY DIAPHRAGM PUMP(FLAPPER PUMP)

Model: DP17-50-XXXXX

The Nuodean's Heavy duty diaphragm pump is designed to pump fluids containing solids up to 2 inches(50mm) in diameter. Built on the foundation of the DP Series line of pumps, the Heavy duty pumps features Nuodean's patented Stall-free/lube-free Air Valve and rugged, easy-to-service bolted construction.

### THIS PUMP ADAPT INNOVATIVE DESIGNES:

- The passage of fluid is horizontal, not vertical.
  - Fluid is easier to pass through.
  - Easier to repair or maintain.
  - No accumulation of fluid.
- Swing check valve is adopt.
  - Better passing ability for fluid
  - Easier to repair or maintain.
  - Longer lifetime.
  - modularized



Plus.... All the benefits of every NUODEAN PUMP

- Patented Non-lubricated & stall-free Air-Valve.
- Bolted Construction
- Faster trip-over, with less pulsation & more flow.
- Both of Main air valve & Pilot air valve adapt ceramic seals, with longer lifetime.
- Anti-icing design.



For stainless steel material:good solution for the food industry

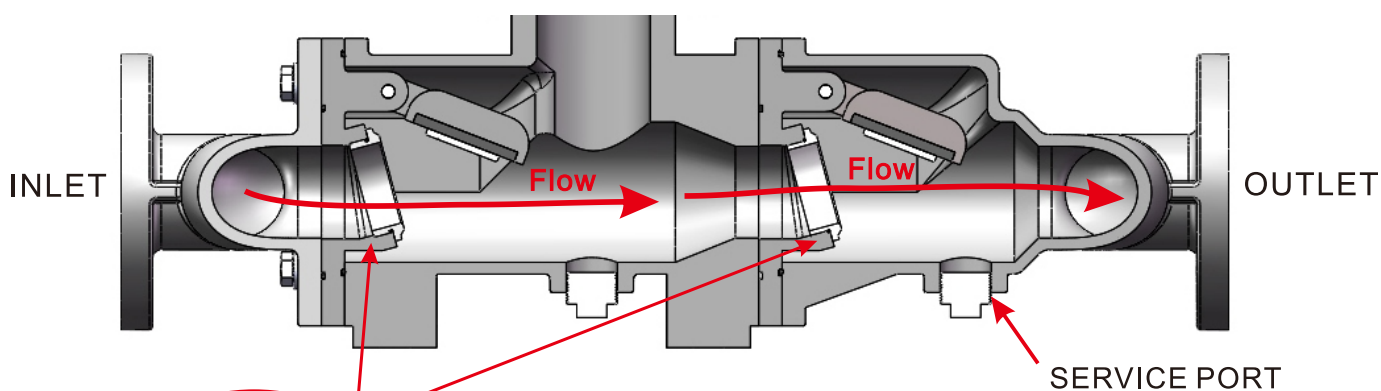


**HEAVY DUTY DIAPHRAGM PUMP(FLAPPER PUMP)**

Model: DP17-50-XXXXX

**Design Features:**

- Heavy-duty Swing Flap Check valve permits passage of up to 2 inch solids, longer lifetime, modularized.
- Easy access to valve chamber for ease of maintenance.
- In-line maintenance facilitates servicing pump without removal from installation.
- Horizontal constructure from suction to discharge keeps solids from settling in pump.
- Fluid is easier to pass through, due to Horizontal constructure from suction to discharge.
- Better passing ability for fluid, due to Horizontal constructure from suction to discharge.
- Easier to repair or maintain.



Heavy-duty, modularized Swing Flap Check valve

**Disc with resilient seal**

- Larger Opening
- Better sealing effect

**SS seats**

- Corrosion resisting
- Replaceable
- Better sealing effect

**MODEL DESCRIPTIONS:**

Model	DP17	-	50	X	X	X	X	X
	Product Series		PumpSize	Wetted Parts	Diaphragm Material	Center Section	Fluid Connections	Hardware

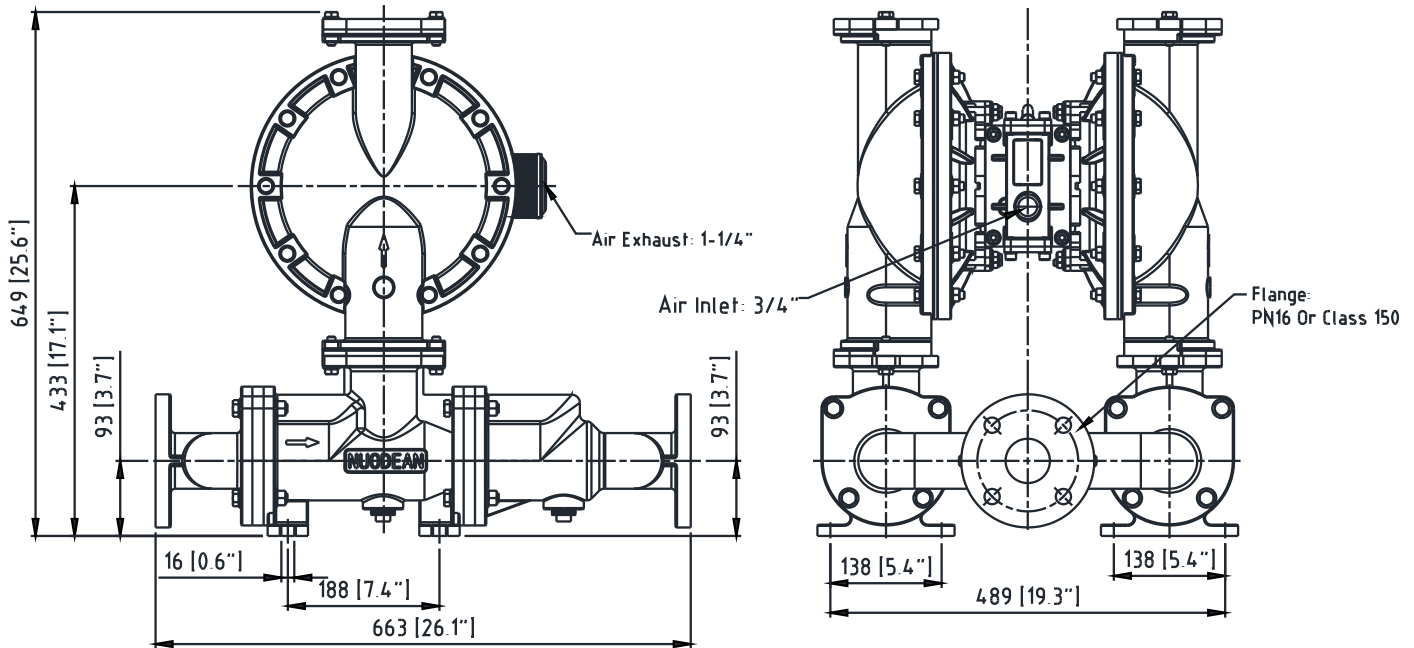
PumpSize	50-2"							
WettedParts	A-Aluminum	I-DuctileIron			S-StainlessSteel		H-AlloyC	
DiaphragmMaterial	1-Neoprene	2-Nitrile	3-Viton		4-PTFE/Santoprene			
	5-EPDM	6-CompositePTFE		7-Santoprene	8-Hytrel			
CenterSection	A-Aluminum	I-DuctileIron			S-StainlessSteel		H-AlloyC	
FluidConnections	N-NPTThreads		B-BSPTThreads		F-ANSI150 Flange		G-PN16/PN10 Flange	
Hardware	C-CarbonSteel Galvanized				S-StainlessSteel			



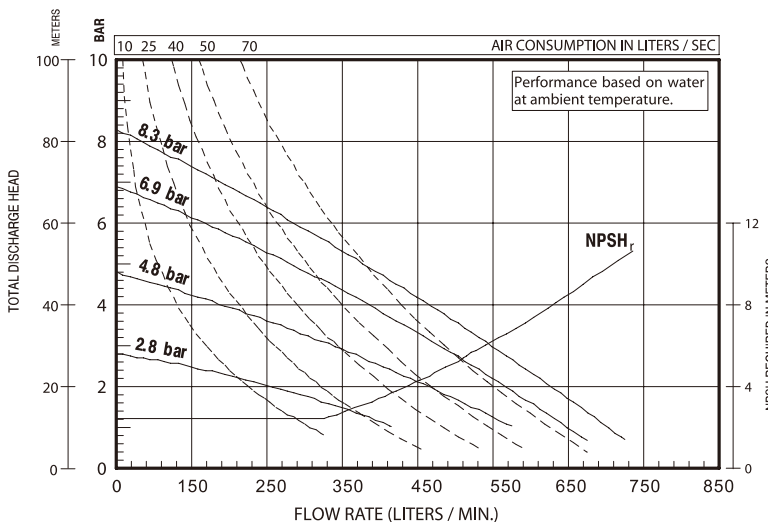
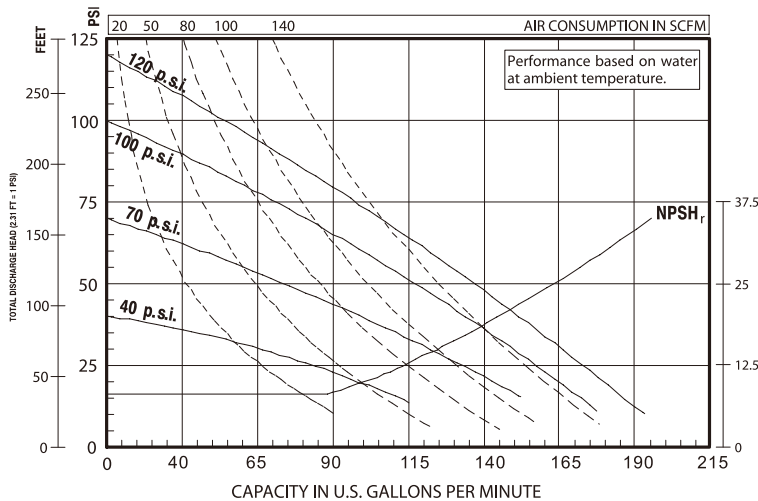
## HEAVY DUTY DIAPHRAGM PUMP(FLAPPER PUMP)

Model: DP17-50-XXXXX

### DIMENSIONS:



### PERFORMANCE CURVES:



### SPECIFICATIONS:

#### Air Inlet(Female):

3/4"BSPT(3/4"NPT Available On Request)

#### Fluid Outlet:

Flange: 2" ANSI Class 150 /DN50 PN10

#### Fluid Inlet(Female):

Flange: 2" ANSI Class 150 /DN50 PN10

**Maximum Flow Rate:** 171GPM(647LPM)

**Max. Operating Pressure:** 120psi(8.3bar)

**Fluid Pressure Range:** 20-120psi(1.4-8.3bar)

**Suspended Solids Max. Dia.:** 2"(50mm)

**Maximum Dry Suction Lift:** 27.2feet(8.3m)

**Weight:** 130kgs

